

* PRODUCT OVERVIEW



RIELLO 40 Series Oil Burners **Introducing New Ducted Combustion Air Intake and Primary Control**

RIELLO 40 SERIES OIL BURNERS

New Ducted Combustion Air Intake

To channel the external air directly into the burner, the upgraded version of Riello 40 oil has been equipped with a new ducted air intake, available as optional for all RIELLO 40 F3-F5-F10-F15-F20 models.




Picture 1

Main Features

- Unique dimension for all models F3-F5-F10-F15-F20: 4" diameter width and 1,6" height
- Installation on the top or alternatively on the left side of the burner, according to the requirements
- Easy installation in the field thanks to the pre-sheared cover.

The "ducted air intake kit" is made up of:

- air intake
- one metallic plate to close the front grating for F3 and F5 models
- two metallic plates to close the front and lateral gratings for F10 and F15, F20 models
- screws to fix the snorkel (no. 3 for all models)
- screws and nuts to fix the metallic plate: no. 4 screws and nuts for F3-F5 models, no. 8 screws and nuts for F10-F15-F20 models
- installation instructions
- two hexagonal screws (picture 4).



Picture 2


All Riello 40 Oil Burners are fitted with the pre-sheared cover




Picture 3

RIELLO 40 OIL MODEL	DUCTED AIR INTAKE KIT CODE
R40 F3 - F5	3002761
R40 F10 - F15 - F20	3002762

New Hexagonal Screws



Two hexagonal screws are supplied inside the New Ducted Combustion Air Intake kit. They are suitable for all Riello 40 Oil models in order to replace the original screws fixing the sides of the cover to the burner. These screws can be screwed in and removed easily by hand. The original Torx screw on the top of the cover must always be used.



Picture 4

New Primary Control


NEW PRIMARY CONTROL WITH INTEGRATED 24 VOLT THERMOSTAT CONNECTION

For all Riello 40 Oil burners F3 to F20 is available as optional a new electronic control box, model 530 SE/C24V, which is equipped with a port for a 24 volt thermostat connection.

This new control is completely interchangeable with the previous control box 530 SE/C.

The primary control is supplied with a jumper installed in the 24V thermostat connections.

The jumper must be removed for applications using the 24V thermostat.



Picture 5

RIELLO 40 OIL BURNERS	NEW ELECTRONIC CONTROL BOX	KIT CODE
R40 F3-F5-F10-F15-F20 with manual and hydraulic air shutter	530SE/C24V	20010004
R40 F3-F5-F10-F15 with electronic air shutter	530 SE/C24V	20010005

2165 Meadowpine Blvd
Mississauga, Ontario
Canada L5N 6H6

1-800-4-RIELLO
1-800-474-3556
www.riello.ca

35 Pond Park Road
Hingham, Massachusetts
U.S.A. 02043

Since the Company is constantly engaged in the production improvement, the aesthetic and dimensional features, the technical data, the equipment and the accessories can be changed. This document contains confidential and proprietary information of RIELLO S.p.A. Unless authorised, this information shall not be divulged, nor duplicated in whole or in part.

